

---

# Grab Bars

---

- Two kinds can be chosen, STEEL and STAINLESS STEEL.
- In all the bars the bending process guarantees the uniformity of the diameter along the bends.
- All the bars are supplied with a snap flange cover to hide the mounting screws, as well as with screws and wall plugs.
- All the steel bars, epoxy finish and polyamide, have been covered with an antioxidant treatment, before final finish.
- Polyamide bars are treated with non-slipping white, that gives the bar a nice feel and a high protection against corrosion and scratches.
- To be installed in all type of washroom which want to be a barrier-free space.
- Some of the models are available in bright finish.
- Ask for price and availability.




**15.101.W**

length: 300mm

**15.104.W**

length: 450mm

**15.106.W**

length: 600mm

material: steel

finish: white epoxy


**15.201.S**

length: 300mm

**15.202.S**

length: 350mm

**15.203.S**

length: 400mm

**15.204.S**

length: 450mm

**15.205.S**

length: 500mm

**15.206.S**

length: 600mm

**15.207.S**

length: 700mm

material: AISI 304 stainless steel

finish: satin

**COMPONENTS & MATERIALS**

- Snap flange cover for hidden mounting.
- Stainless steel nuts and bolts for masonry walls.
- The strength of the bar support will depend on the type of wall and the supports used.

**15.101.W 15.102.W 15.103.W**

- Tube with anti-rust treatment.

**TECHNICAL SPECIFICATIONS**
**Steel**

 Bar  $\Phi$  32 mm

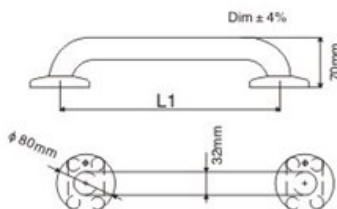
Tube thickness 1.2 mm

 Snap flange cover  $\Phi$  80 mm

**Stainless Steel**

 Bar  $\Phi$  32 mm

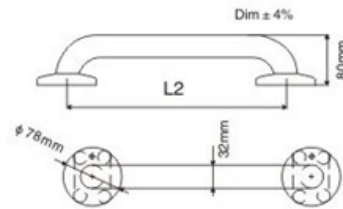
Tube thickness 1.2 mm

 Snap flange cover  $\Phi$  78 mm

**L1**

15.101.W 300mm(12")

15.104.W 450mm(18")

15.106.W 600mm(24")


**L2**

15.201.S 300mm(12") 15.205.S 500mm(20")

15.202.S 350mm(14") 15.206.S 600mm(24")

15.203.S 400mm(16") 15.207.S 760mm(30")

15.204.S 450mm(18")

Code Length between flanges centres L1,L2

**15.111.W**

length: 300x300mm

**15.114.W**

length: 225x225mm

130° angle

material: steel

finish: white epoxy

**15.211.S**

length: 300x300mm

**15.212.S**

length: 350x350mm

**15.213.S**

length: 400x400mm

130° angle

material: AISI 304 stainless steel

finish: satin

**15.211.ST**

length: 300x300mm

130° angle

material: AISI 304 stainless steel

finish: satin

**COMPONENTS & MATERIALS**

- Snap flange cover for hidden mounting.
- Stainless steel nuts and bolts for masonry walls.
- The strength of the bar support will depend on the type of wall and the supports used.

**15.111.W 15.114.W**

- Tube with anti-rust treatment.

**15.211.S 15.212.S**

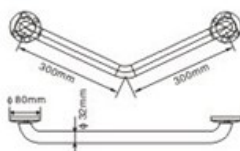
- With 2 anchoring points

**15.211.ST**

- With 3 anchoring points

**TECHNICAL SPECIFICATIONS****15.11X.W**

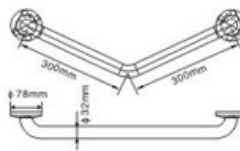
Bar	Φ 32 mm
Tube thickness	1.2 mm
Snap flange cover	Φ 80 mm



15.111.W 300x300mm  
15.114.W 225x225mm

**15.21X.S**

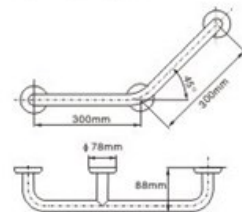
Bar	Φ 32 mm
Tube thickness	1.2 mm
Snap flange cover	Φ 78 mm



15.211.S 300x300mm  
15.212.S 350x350mm  
15.213.S 400x400mm

**15.211.ST**

Bar	Φ 32 mm
Tube thickness	1.2 mm
Snap flange cover	Φ 78 mm



15.211.ST 300x300mm



**15.121.W**

length: 600mm  
 material: steel  
 finish: white epoxy



**15.221.S**

length: 600mm

**15.222.S**

length: 700mm

**15.223.S**

length: 800mm

material: AISI 304 stainless steel  
 finish: satin

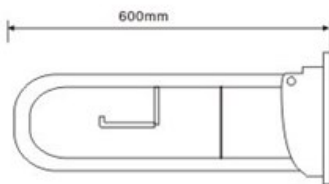
**COMPONENTS & MATERIALS**

- Safety system that blocks the bar in a vertical position to prevent it dropping accidentally.
- Stainless steel nuts and bolts for masonry walls.
- The strength of the bar support will depend on the type of wall and the supports used.
- Toilet roll holder hook.
- 15.121W**
- Tube with anti-rust treatment.

**TECHNICAL SPECIFICATIONS**

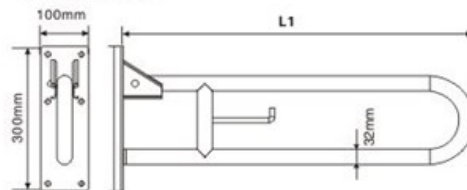
Bar	Φ 32 mm
Tube thickness	1.2 mm

**Steel**



15.121.W 600mm

**Stainless Steel**



L1	15.221.S	600mm
	15.222.S	700mm
	15.223.S	800mm

**15.224.S**

material: AISI 304 stainless steel  
finish: satin

**15.225.S**

material: AISI 304 stainless steel  
finish: satin

**COMPONENTS & MATERIALS**

- Safety system that blocks the bar in a vertical position to prevent it dropping accidentally.
- Stainless steel nuts and bolts for masonry walls.
- The strength of the bar support will depend on the type of wall and the supports used.

**15.224.S**

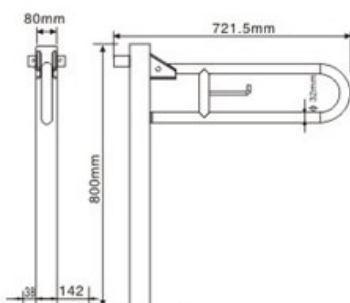
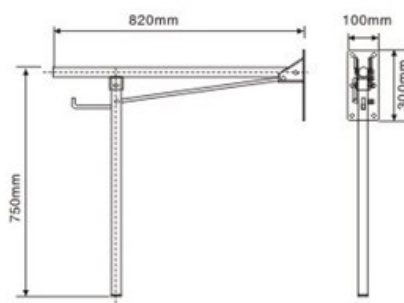
- Toilet roll holder hook.

**15.225.S**

- Opening system that transfers the support to the floor on the bar downwards.

**TECHNICAL SPECIFICATIONS**

Bar	Φ 32 mm
Tube thickness	1.2 mm

**15.224.S****15.225.S**



**15.231.S**  
**15.232.S**

material: AISI 304 stainless steel  
finish: satin



**15.233.S**

material: AISI 304 stainless steel  
finish: satin



**15.241.S 600mm**  
**15.242.S 700mm**  
90° angled  
**15.243.S 600mm**  
**15.244.S 700mm**  
90° angled

material: AISI 304 stainless steel  
finish: satin



**15.251.S 600mm**  
**15.252.S 800mm**

material: AISI 304 stainless steel  
finish: satin

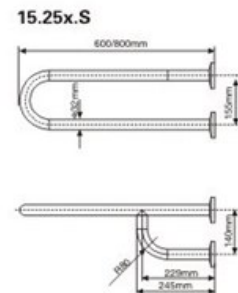
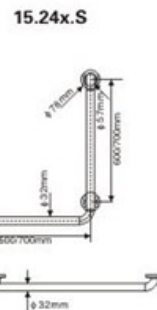
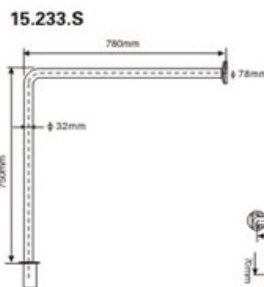
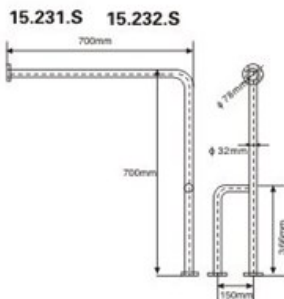
## COMPONENTS & MATERIALS

- Stainless steel nuts and bolts for masonry walls.
- Snap flange cover for hidden mounting.

- The strength of the bar support will depend on the type of wall and the supports used.

## TECHNICAL SPECIFICATIONS

Bar	Φ 32 mm
Tube thickness	1.2 mm
Snap flange cover	Φ 78 mm



**15.301**

material: ABS/aluminum  
 finish: white  
 bearing weight: max.150kg

**15.302**

material: ABS/aluminum/stainless steel  
 finish: white  
 bearing weight: max.180kg

**15.311**

material: solid wood/aluminum  
 finish: natural/white/chrome  
 bearing weight: max.150kg

**15.312**

material: solid wood/stainless steel  
 finish: natural/bright  
 bearing weight: max.180kg

**COMPONENTS & MATERIALS**

- Easy to install.
- Waterproof.
- Fixings for masonry walls and installation instructions are included.
- Main body thickness 3 cm

**15.302**

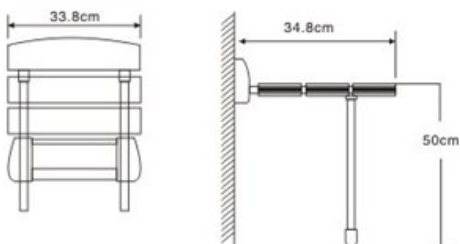
- White powder coating on bracket and legs.

**15.301 15.311**

- Aluminum wall-mount bracket.
- Aluminum bracket with independent installation panel.

**15.312**

- Polished stainless steel bracket and legs.

**TECHNICAL SPECIFICATIONS****15.301 15.302****15.311 15.312**